© COPYRIGHT : THIS DRAWING OR DESIGN MAY NOT BE REPRODUCED WITHOUT PERMISSION
DO NOT SCALE: CONTRACTOR TO CHECK ALL DIMENSIONS AND REPORT ANY ERRORS OR OMISSIONS

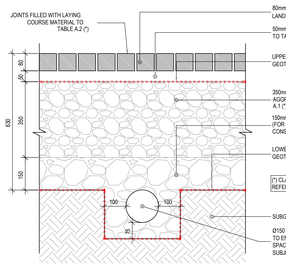

PERMEABLE PAVING AT PEDESTRIAN AREAS

TYP SECTION
SCALE 1:10

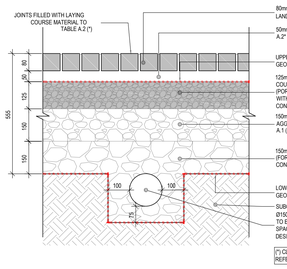

NOTE: FOR PAVED AREAS SUBJECT TO OCCASIONAL HGV LOADING (e.g. EDGE OF ROAD PARKING BAYS) INCREASE THE HYDRAULICALLY BOUND AGGREGATE LAYER THICKNESS TO 200mm

PERMEABLE PAVING AT CAR PARKING BAYS

TYP SECTION
SCALE 1:10

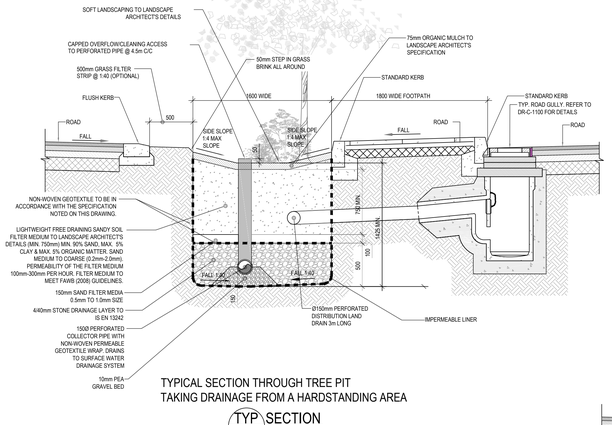

TYPICAL SECTION THROUGH TREE PIT TAKING DRAINAGE FROM A HARDSTANDING AREA

TYP SECTION
Scale 1:25

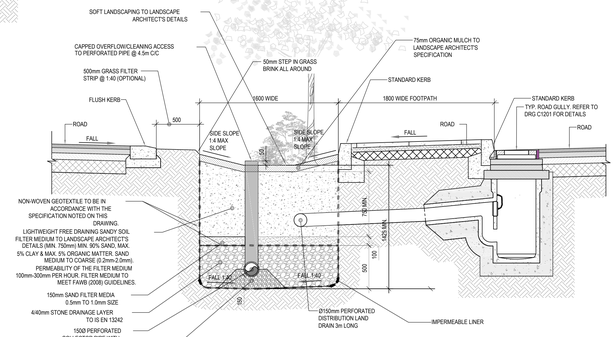

TYPICAL SECTION THROUGH THE TREE PIT AREA TAKING DRAINAGE FROM A HARDSTANDING AREA

TYP SECTION
C-255 Scale 1:25

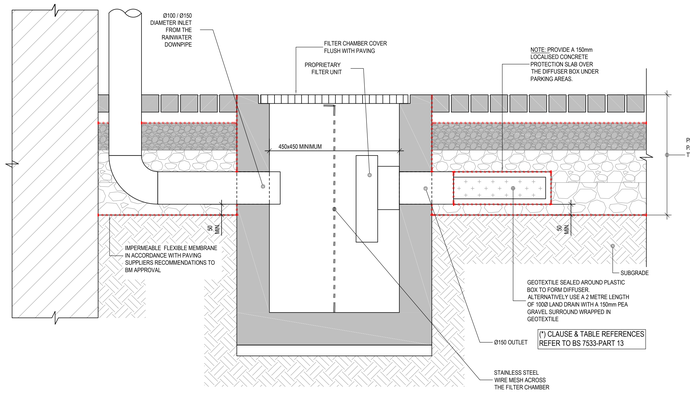

TYPICAL PERMEABLE PAVING ROOF RAINWATER PIPE INLET

TYP SECTION
SCALE 1:10

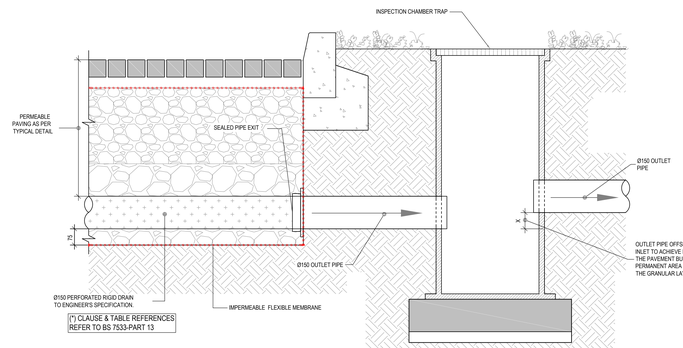

TYPICAL PERMEABLE PAVING OUTLET DETAIL

TYP SECTION
SCALE 1:10

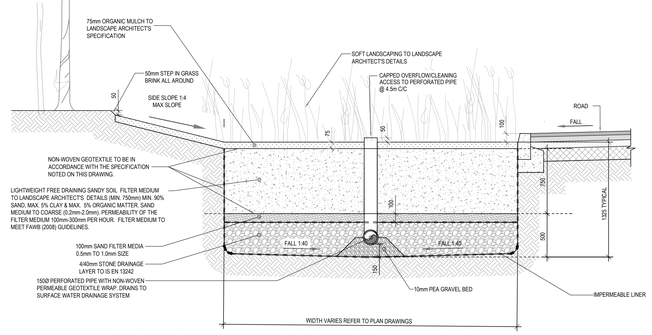

TYPICAL SECTION THROUGH BIORETENTION AREA TAKING DRAINAGE FROM A HARDSTANDING AREA

2 SECTION
C-255 Scale 1:25

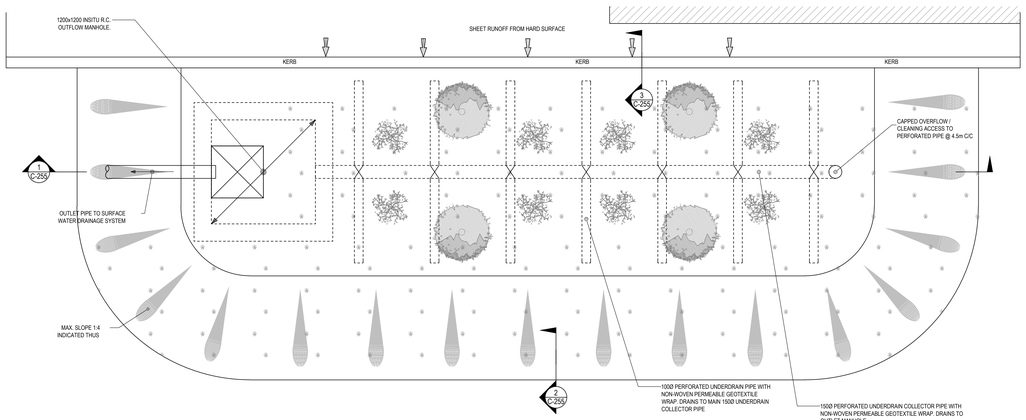

TYPICAL PLAN DETAIL OF BIO-RETENTION AREA FOR SURFACE WATER MANAGEMENT
SCALE 1:25

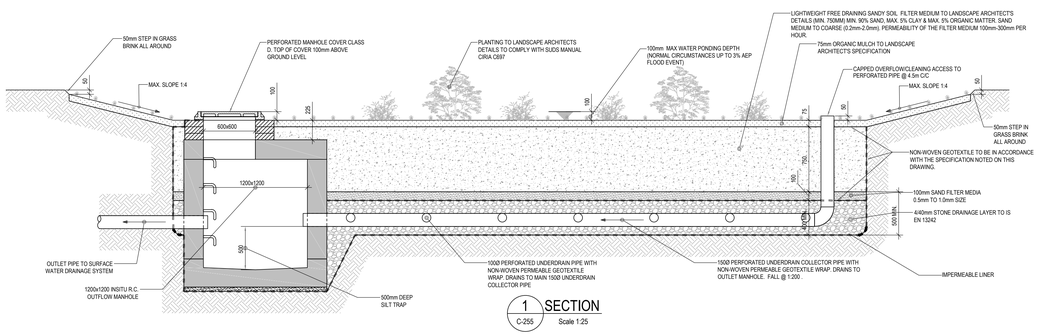

1 SECTION
C-255 Scale 1:25

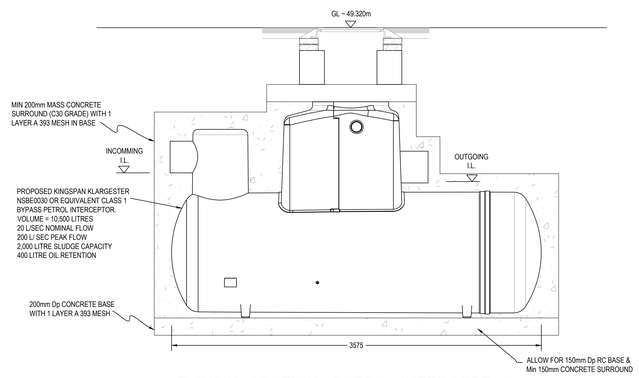

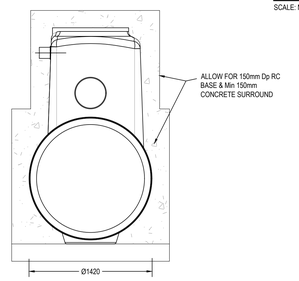

TYPICAL SECTION - PETROL INTERCEPTOR
SCALE: 1:25

NOTES:

1. FOR STANDARD DOBA NOTES REFER TO DRAWING 2411-DOB-XX-SI-DR-S-0001 & S-0002
2. REFER TO ARCHITECTS DRAWINGS FOR ALL SITE & APPLICATION BOUNDARIES
3. THIS DRAWING IS TO BE READ IN CONJUNCTION WITH ALL OTHER RELEVANT ARCHITECT'S & ENGINEER'S DRAWINGS AND SPECIFICATIONS.
4. USE FIGURED DIMENSIONS ONLY. DO NOT SCALE
5. REFER TO SURVEY DRAWINGS FOR EXISTING SERVICES LAYOUTS AND MANHOLE INFORMATION
6. ALL EXISTING SURFACES TO BE REINSTATED FOLLOWING DIVERSION OF SERVICES/CONSTRUCTION OF NEW SERVICES
7. THE CONTRACTOR SHALL VERIFY ALL DIMENSIONS AND LEVELS WITH ARCHITECTURAL DRAWINGS PRIOR TO START OF CONSTRUCTION. ANY DISCREPANCIES TO BE NOTIFIED TO THE ENGINEER & ARCHITECT FOR RESOLUTION
8. CONTRACTOR TO ENSURE ALL WATER & WASTEWATER RELATED WORKS ARE IN ACCORDANCE WITH THE IRISH WATER WATER INFRASTRUCTURE & WASTEWATER INFRASTRUCTURE CODE OF PRACTICE & STANDARD DETAILS DOCUMENTS
9. TESTING OF ALL GRAVITY SEWERS AND MANHOLES TO BE IN ACCORDANCE WITH IRISH WATER CODE OF PRACTICE FOR WASTEWATER INFRASTRUCTURE SECTION 4.10 TESTING OF GRAVITY SEWERS & MANHOLES

MAINTENANCE REQUIREMENTS FOR BIORETENTION SYSTEMS & TREE PITS

REGULAR INSPECTIONS
INSPECT INFILTRATION SURFACES FOR SILTING AND PONDING, RECORD DE-WATERING TIME OF THE FACILITY AND ASSESS STANDING WATER LEVELS IN UNDERDRAIN (IF APPROPRIATE) TO DETERMINE IF MAINTENANCE IS NECESSARY. FREQUENCY - QUARTERLY
CHECK OPERATION OF UNDERDRAINS BY INSPECTION OF FLOWS AFTER RAIN. FREQUENCY - ANNUALLY
ASSESS PLANTS FOR DISEASE INFECTION, POOR GROWTH, INVASIVE SPECIES ETC AND REPLACE AS NECESSARY. FREQUENCY - QUARTERLY
INSPECT INLETS AND OUTLETS FOR BLOCKAGE. FREQUENCY - QUARTERLY

REGULAR MAINTENANCE
REMOVE LITTER AND SURFACE DEBRIS AND WEEDS. FREQUENCY - QUARTERLY (OR MORE FREQUENTLY FOR TIDINESS OR AESTHETIC REASONS)
REPLACE ANY PLANTS, TO MAINTAIN PLANTING DENSITY. FREQUENCY - AS REQUIRED
REMOVE SEDIMENT, LITTER AND DEBRIS BUILD-UP FROM AROUND INLETS OR FROM FOREBAYS. FREQUENCY - QUARTERLY TO BIANNUALLY
INFILL ANY HOLES OR SCOUR IN THE FILTER MEDIUM, IMPROVE EROSION PROTECTION IF REQUIRED. FREQUENCY - AS REQUIRED
REPAIR MINOR ACCUMULATIONS OF SILT BY RAKING AWAY SURFACE MULCH, SCARIFYING SURFACE OF MEDIUM AND REPLACING MULCH. FREQUENCY - AS REQUIRED

REMEDIAL ACTIONS
REMOVE AND REPLACE FILTER MEDIUM AND VEGETATION ABOVE. FREQUENCY - AS REQUIRED BUT LIKELY TO BE > 20 YEARS

ROOTSPACE SUPPORT STRUCTURE UNDER COVERED / GRILLED TREE PITS.

IN ALL COVERED COVERED / GRILLED TREE PITS AND IN ALL INSTANCES WHERE THE TREE PIT SOIL EXTENDS BENEATH THE FOOTPATH / PAVEMENT, A PROPRIETARY ROOTSPACE PAVEMENT SUPPORT SYSTEM BY GREENLEAF IRELAND, OR EQUAL APPROVED, SHALL BE INTEGRATED ACROSS THE FULL EXTENT OF THE TREE PIT. REFER TO LANDSCAPE ARCHITECTS DRAWING FOR TREE PIT SOIL EXTENTS.

NOTES:

1. NON-WOVEN GEOTEXTILE SPECIFICATION. THE GEOTEXTILE SHALL:
·SUSTAIN A TENSILE LOAD OF NOT LESS THAN 5.0kN/m AT BREAK AND HAVE A MINIMUM FAILURE STRAIN OF 10%
WHEN DETERMINED IN ACCORDANCE WITH IS EN ISO 10319;
·HAVE A MINIMUM PUNCTURE RESISTANCE OF 1200 N WHEN DETERMINED IN ACCORDANCE WITH IS EN ISO 12236;
·HAVE A SIZE DISTRIBUTION OF PORE OPENINGS SUCH THAT THE APPARENT OPENING SIZE 090 WHEN DETERMINED
IN ACCORDANCE WITH IS EN ISO 12956, OR OTHER APPROPRIATE TEST, IS LESS THAN 300 MICRONS
·ALLOW WATER TO FLOW THROUGH IT, IN EITHER DIRECTION, NORMAL TO ITS PRINCIPAL PLANE AT A RATE OF NOT LESS
THAN 10 l/m²/s, UNDER A CONSTANT HEAD OF WATER OF 100mm
AND A MAXIMUM BREAKTHROUGH HEAD OF 50MM WHEN DETERMINED IN ACCORDANCE WITH IS EN ISO 12958.

2. PLAN AREA OF THE BIO-RETENTION AREA SHOULD BE 2-4% OF THE OVERALL AREA DRAINED. MAXIMUM WIDTH 10m UNLESS NOTED OTHERWISE.

NON-WOVEN GEOTEXTILE SPECIFICATION. THE GEOTEXTILE SHALL:
·SUSTAIN A TENSILE LOAD OF NOT LESS THAN 5.0kN/m AT BREAK AND HAVE A MINIMUM FAILURE STRAIN OF 10%
WHEN DETERMINED IN ACCORDANCE WITH IS EN ISO 10319;
·HAVE A MINIMUM PUNCTURE RESISTANCE OF 1200 N WHEN DETERMINED IN ACCORDANCE WITH IS EN ISO 12236;
·HAVE A SIZE DISTRIBUTION OF PORE OPENINGS SUCH THAT THE APPARENT OPENING SIZE 090 WHEN DETERMINED
IN ACCORDANCE WITH IS EN ISO 12956, OR OTHER APPROPRIATE TEST, IS LESS THAN 300 MICRONS
·ALLOW WATER TO FLOW THROUGH IT, IN EITHER DIRECTION, NORMAL TO ITS PRINCIPAL PLANE AT A RATE OF NOT LESS
THAN 10 l/m²/s, UNDER A CONSTANT HEAD OF WATER OF 100mm
AND A MAXIMUM BREAKTHROUGH HEAD OF 50MM WHEN DETERMINED IN ACCORDANCE WITH IS EN ISO 12958.

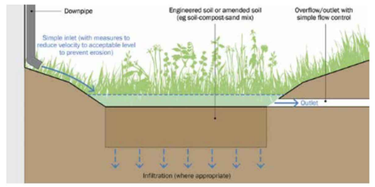

SECTION THROUGH RAIN GARDEN WITH OUTLET PIPE
SCALE: N.T.S.

ISSUED FOR PLANNING

Rev.	Note	Date	Drawn	Check
S2.P01	ISSUED FOR PLANNING	08.11.2024	RR	AL

DONNACHADH O'BRIEN & ASSOCIATES CONSULTING ENGINEERS
UNIT 5C ELM HOUSE MILLENNIUM PARK NAAS CO. KILDARE
PHONE +353 45 954 042
INFO@DOBRIEN-ENGINEERS.IE
WWW.DOBRIEN-ENGINEERS.IE

Client: MARSHALL YARDS DEVELOPMENT COMPANY LIMITED

Project: LANDS AT GORTNAHOMNA, CASTLEMARTYR Co. CORK

Drawing Title: TYPICAL SUDS DETAILS

Drawn By:	Checked By:	Approved By:	Date:	Scale:	Sheet Size:
RR	AL	DOB	JULY 2024	1:25	A0

Project Number:	Drawing Number:	Status Code:	Rev Number:
DOBA2411	2411-DOB-XX-SI-DR-C-0260	S2	P01